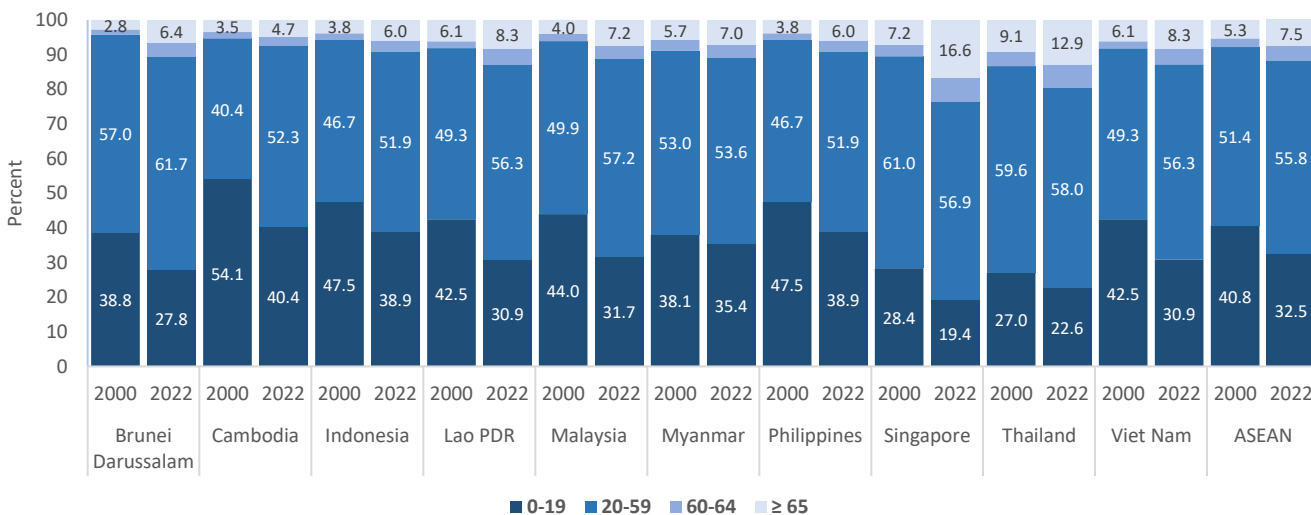
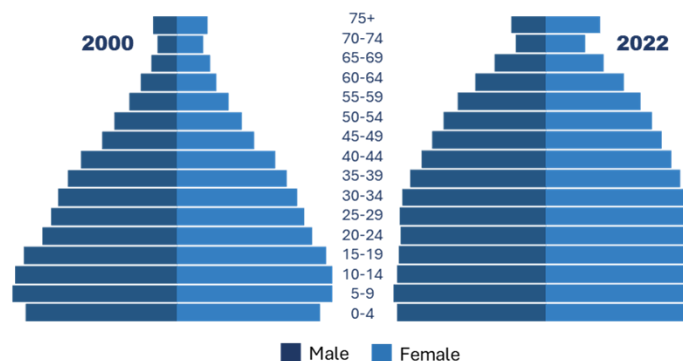
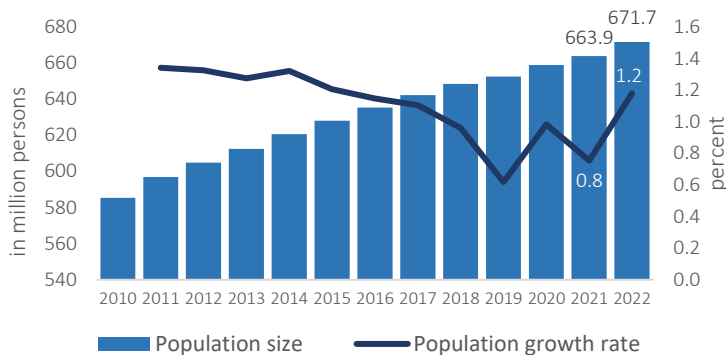


Ageing ASEAN: Shifting Demographic Structure

In 2022, the ASEAN region was home to approximately 8.4% of the global population¹. The combined population of ten ASEAN Member States (AMS) reached 671.7 million, maintaining ASEAN's position as the world third-most populous region, following India and China. The figure also indicated a 1.2% annual increase, exceeding the 0.8% growth observed in the preceding year.

Over the past two decades, ASEAN's demographic structure had shifted towards an ageing population, with the proportion of the elderly individuals increasing from 5.3% in 2000 to 7.5% in 2022. While this trend indicates longer and generally healthier lives, it also creates challenges in adapting system and infrastructure to cater to the evolving needs of the elderly.

During the same period, the share of the productive working-age population (20-59) increased from 51.4% in 2000 to 55.8% in 2022, with the total number reaching 373.7 million in 2022. While this reflects a notable 41.5% increase from the 2000 figure, it is significantly lower than the 83.7% increase of the elderly population. Consequently, this leads to the growing old-age dependency ratio².



Population ageing is an irreversible global trend. It is the inevitable result of the demographic transition – the trend towards longer lives and smaller families – that is taking place even in countries with relatively youthful populations³.

The old-age dependency ratio in ASEAN increased from 10.4 in 2000 to 13.5 in 2022. Singapore experienced the highest increase by 17.5 (from 11.8 in 2000 to 29.2 in 2022), while Lao PDR saw the smallest increase, rising by 0.3 during the same period.

Notes:
¹ UN DESA, World Population Prospects 2022, July 2022
² The number of elderly population (65+ and over) per 100 productive working-age population (20-59)
³ UN DESA, World Social Report 2023